


Pre-K/K Christmas Worksheet Bundle



Thank you for downloading the Christmas Worksheet Bundle.
Be sure to check back for more worksheet bundles and tips.

Terms of use:

You can

- Print unlimited copies for use in your homeschool and/or classroom
- Share the link to my website with others who are interested in the worksheets
- Share on your website being sure to link back to happierhomeschooling.com

You cannot

- Copy or combine these worksheets into your own bundle
- Sell or distribute these worksheet to other educators and parents
- Upload these files to any website
- Link directly to the pdf files
- Print and sell to others



www.happierhomeschooling.com


Follow Happier Homeschooling on social media for
daily homeschool and parenting tips, tricks, and
resources.




@happierhomeschooling



facebook.com/happierhomeschoolingpage











Christmas Counting



Count how many pictures are in each box.
Color the correct number.





 <p>3 2 5</p>	 <p>1 2 3</p>
 <p>4 6 7</p>	 <p>3 1 4</p>
 <p>3 7 4</p>	 <p>8 4 6</p>
 <p>1 5 3</p>	 <p>10 6 5</p>



Comparing Christmas




Look at the pictures. Color the one that is **biggest**.























Christmas Pairs

Look at the pictures on the left. Draw a line to find the match.








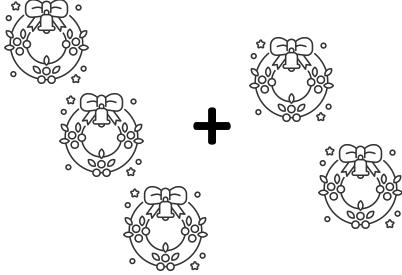


Same or Different



Look at the pictures. Circle the one that is **different**.

Christmas Addition



Count the pictures and **add**. Write the total on the line.



 $\begin{array}{r} \text{Snow globe} \\ + \text{Snow globe} \\ \hline \text{Snow globe} \\ + \text{Snow globe} \\ \hline \end{array} = \begin{array}{l} \text{_____} \\ \text{-----} \\ \text{_____} \end{array}$	 $\begin{array}{r} \text{Gingerbread man} \\ + \text{Gingerbread man} \\ \hline \text{Gingerbread man} \\ \hline \end{array} = \begin{array}{l} \text{_____} \\ \text{-----} \\ \text{_____} \end{array}$
 $\begin{array}{r} \text{Santa Claus} \\ + \text{_____} \\ \hline \end{array} = \begin{array}{l} \text{_____} \\ \text{-----} \\ \text{_____} \end{array}$	 $\begin{array}{r} \text{Mug} \\ + \text{Mug} \\ \hline \end{array} = \begin{array}{l} \text{_____} \\ \text{-----} \\ \text{_____} \end{array}$
 $\begin{array}{r} \text{Gingerbread house} \\ + \text{Gingerbread house} \\ \hline \text{Gingerbread house} \\ \hline \end{array} = \begin{array}{l} \text{_____} \\ \text{-----} \\ \text{_____} \end{array}$	 $\begin{array}{r} \text{Wreath} \\ + \text{Wreath} \\ \hline \text{Wreath} \\ + \text{Wreath} \\ \hline \end{array} = \begin{array}{l} \text{_____} \\ \text{-----} \\ \text{_____} \end{array}$
 $\begin{array}{r} \text{Gift} \\ + \text{Gift} \\ \hline \text{Gift} \\ + \text{Gift} \\ \hline \end{array} = \begin{array}{l} \text{_____} \\ \text{-----} \\ \text{_____} \end{array}$	 $\begin{array}{r} \text{Snow globe} \\ + \text{Snow globe} \\ \hline \end{array} = \begin{array}{l} \text{_____} \\ \text{-----} \\ \text{_____} \end{array}$



Christmas Tracing

Trace the lines to get the pictures to their match.

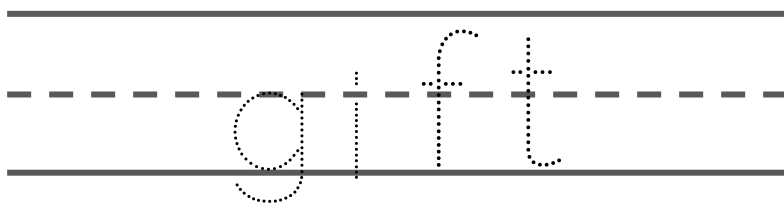
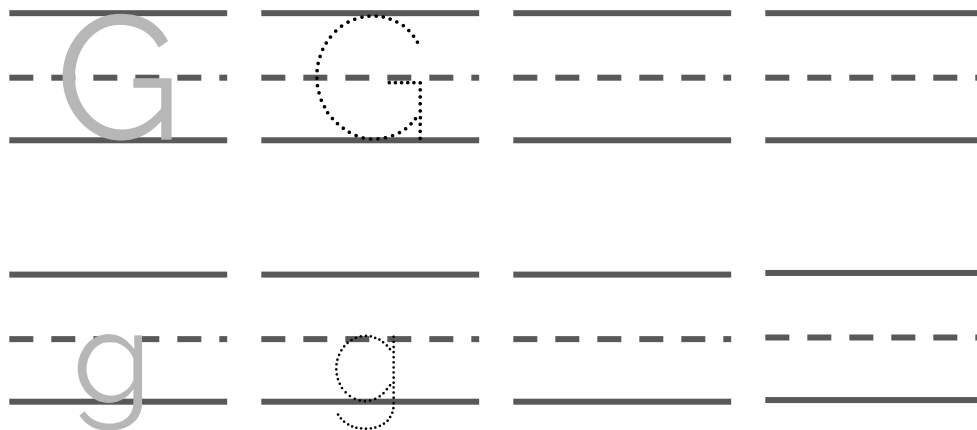






Christmas Gift

Trace the letters and word then color the picture.

Gg

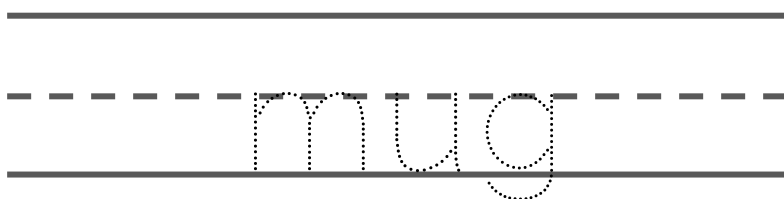
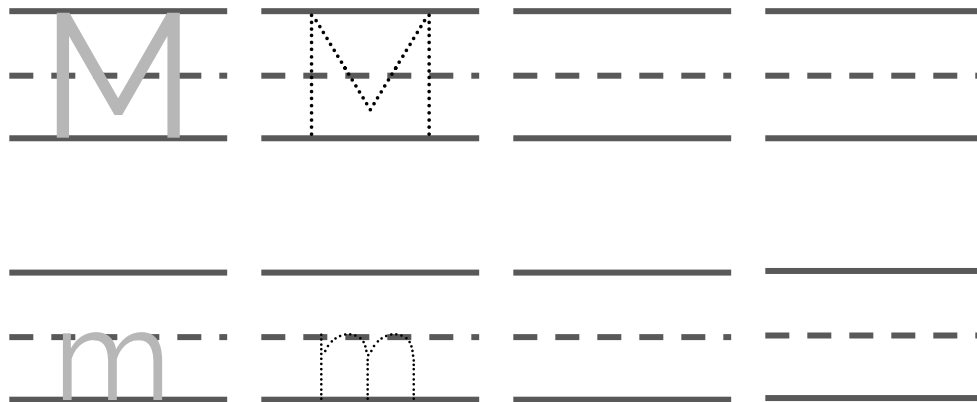






Christmas Mug

Trace the letters and word then color the picture.

Mm






Christmas Sounds

Trace the letter. Then color the words with the same beginning sound.

Ss

S	S		
s	s		



Simple Sight Words

Read the sight words. Use the key below to color.

Green - it

Red - a

Blue - you



Spot the Sight Words

Read the sight words. Use the key below to color.

Yellow - and

Red - a

Brown - look

Blue - you

Green - it

